

Pinhole photography work “Jimen Smoke Tree” print of light large-format pinhole (red mirror) samples

 dujingtou.com/article_31092.shtml

Playing pinhole photography is a very simple matter, with simple structure and easy operation. No need to focus, no need to entangle the depth. Turn the tedious large-format photography into a few simple steps and quickly complete the shooting.

A friend said that pinhole photography is really easy to learn, similar to cyanotype printing, yes, just like cyanotype printing, easy to use. . .

Pinhole photography is always troubled by the overexposure of the sky. The original design of the large-format pinhole shutter of Light Printing did not consider the problem of filters. Just because I seldom used filters before, but because the exposure of the central area of pinhole photography is higher than that of the edge, it is not easy to get the color of the sky.

So I found two 16mm red filters and yellow filters on the Internet. The size is just right to fit into the rear slot of the lens plate, which is a perfect solution. So I have a filter version of the light print pinhole shutter.

The samples were taken in Yuandadu Relics Park, and the red mirror needs to add 3 stops of exposure, so it is still somewhat underexposed. After scanning, I pulled the color scale or pulled it back a little.



毒鏡

DuJingTou.COM



DuJingTou.COM



DuJingTou.COM



毒鏡

DuJingTou.COM





毒鏡

DuJingTou.COM



The appearance of the large-format pinhole shutter of the brass version of the photoprint of light with a red filter is not recommended here. The exposure time is too long, and the film can no longer bear it.








About Light Printing Large Format Pinhole Shutter

The original intention was that I couldn't buy a pinhole camera that satisfied me. There were few 4X5 large-format pinhole cameras on the market. There were cheap ones and expensive ones. I bought them all. , but all kinds of dissatisfaction (some imaging is very good, but too simple, and some look cool, expensive, but the quality control is not stable imaging problems), all lack the kind of exquisiteness that I want. So I started to make this large-format pinhole shutter first. From the beginning to the landing of the sample, it took a whole month and I learned a lot of new knowledge. But finally I have a large format pinhole shutter that I like.

Because the design draft has been made into 58 versions, it is named do58 as the English name, and the Chinese name is tentatively designated as “Light Printing”.

The WebSite. <https://www.do58.com>





毒鏡



毒鏡















给毒镜头投稿：

镜头测试样片的量还是太少了，如果大家有老镜头新镜头的测试照,使用心得、评测报告、以及您自己觉得满意的照片，都可以投稿给我们，我们可以在网站和公众号发布，您可以微信投稿或者点击上面的图片给我发邮件，内容为样片、您的介绍、个人介绍、器材简介等。希望大家能多给我们一些帮助和支持。（[点击马上投稿>>>](#)）

毒镜头资料共享库

毒镜头资料共享库

○ 共 12 项 ↑↓ 按修改时间排序 ☰

 镜头资料 (集中) 06/05 17:15	 资料整理2023-3-13上传 03/13 14:30	 古典工艺-印相 2022/06/21 09:29	 相机3D打印文件 2022/05/11 15:25	 cameramanuals 相机说明书英文版 2022/02/22 09:26	 Wollensak万伦莎 百年资料库 2022/02/21 18:02
 尼康镜头莱卡显微 镜说明书等 2022/02/21 18:01	 胶片相机专利全集 2022/02/21 18:01	 宾得说明书整理完 毕 2022/02/21 18:00	 Bronica说明书 2022/02/21 18:00	 毒镜样片 2022/02/21 17:56	 drive-download- 20220511T05... 2022/05/12 15:11

如果失效大家给我留言，资源随时更新。

毒镜头 Dujingtou.com | [关于毒镜：沿着时光逆流而上](#) | 视觉设计: VT Grid Mag .